

AC115 Series

Low Cost Triaxial Accelerometer, Connector/Cable, 100 mV/g

SECTION I - VIBRATION SENSORS
Accelerometers

Must Use J4A or J4C Connectors
Must Use CB105, CB117, CB119 or CB218 Cables

Product Features

Low Cost Triaxial Sensor
Speeds Data Collection



Actual Product Size Shown

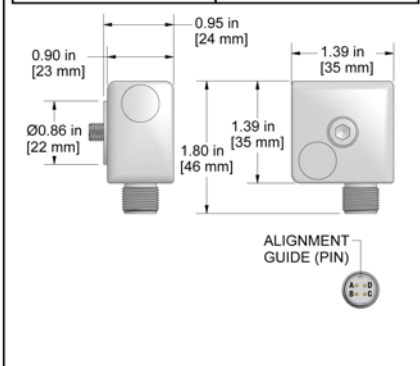


- $\pm 15\%$ Sensitivity
- Monitor 3 Channels of Data Simultaneously
- Affordably Priced

AC115-1D

4 Pin Connector


Connector Pin Polarity		DLI Compatible Connector Pin Polarity	
A	Axis Y (+) Signal / Power	A	Axis 3 (+) Signal / Power
B	Axis X (+) Signal / Power	B	Axis 2 (+) Signal / Power
C	Axis Z (+) Signal / Power	C	Axis 1 (+) Signal / Power
D	(-) Common / Grid	D	(-) Common / Grid



AC115-2D

Integral Cable

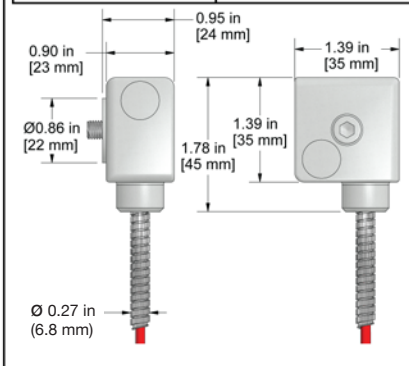
Conductor Polarity		DLI Compatible Conductor Polarity	
Red	Axis Y (+) Signal / Power	Red	Axis 3 (+) Signal / Power
Green	Axis X (+) Signal / Power	Green	Axis 2 (+) Signal / Power
White	Axis Z (+) Signal / Power	White	Axis 1 (+) Signal / Power
Black	(-) Common / Grid	Black	(-) Common / Grid



AC115-3D

Armored Integral Cable

Conductor Polarity		DLI Compatible Conductor Polarity	
Red	Axis Y (+) Signal / Power	Red	Axis 3 (+) Signal / Power
Green	Axis X (+) Signal / Power	Green	Axis 2 (+) Signal / Power
White	Axis Z (+) Signal / Power	White	Axis 1 (+) Signal / Power
Black	(-) Common / Grid	Black	(-) Common / Grid



Specifications	Standard	Metric
Part Number	AC115	M/AC115
Sensitivity ($\pm 15\%$)		100 mV/g
Frequency Response ($\pm 3\text{dB}$)	60-390,000 CPM	1,0-6500 Hz
Dynamic Range		± 50 g, peak
Electrical		
Settling Time		<2.5 seconds
Voltage Source		18-30 VDC
Constant Current Excitation		2-10 mA
Spectral Noise @ 10 Hz		27 $\mu\text{g}/\sqrt{\text{Hz}}$
Spectral Noise @ 100 Hz		6.5 $\mu\text{g}/\sqrt{\text{Hz}}$
Spectral Noise @ 1000 Hz		2.5 $\mu\text{g}/\sqrt{\text{Hz}}$
Output Impedance		<100 ohm
Bias Output Voltage		10-14 VDC
Case Isolation		>10 ⁸ ohm

Specifications	Standard	Metric
Environmental		
Temperature Range	-58 to 250°F	-50 to 121°C
Electromagnetic Sensitivity		CE
Sealing		Welded, Hermetic
Submersible Depth (AC115-2D/3D)	500 ft.	152 m
Physical		
Sensing Element		PZT Ceramic
Sensing Structure		Shear Mode
Weight	7.1 oz	200 grams
Case Material		316L Stainless Steel
Mounting		1/4-28
Connector (non-integral)		4 Pin, J Connector
Mounting Torque	1 to 2 ft. lbs.	1,4 to 2,7 Nm
Mounting Hardware	1/4-28 Captive Bolt	M6x1 Captive Bolt
Calibration Certificate		CA10

Ordering Information

Standard	AC115-1D (1/4-28 Captive Bolt)	AC115-2D - / [] - [] (1/4-28 Captive Bolt) (length in feet) (termination)	AC115-3D - / [] / [] - [] (1/4-28 Captive Bolt) (armor length in feet) (cable length in feet) (termination)
Metric	M/AC115-1D (M6x1 Captive Bolt)	M/AC115-2D - / [] - [] (length in feet) (termination) [] M - [] (length in meters) (termination)	M/AC115-3D - / [] / [] - [] (M6x1 Captive Bolt) (armor length in feet) (cable length in feet) (termination) [] M / [] M - [] (armor length in meters) (cable length in meters) (termination)

Cable Termination Options: E F Z

Backed by our Unconditional Lifetime Warranty

www.ctconline.com

